

SET 06 - Pin Changer



„Pin Changer“ SET_06 is designed for creating an adapter unit between Lipol packs (up to 5 cells or up to 15 cells) with any service connector and the JST connector (5 or 6 pins) which is used in MGM Compro chargers (AQCB 4FC, AQCB 5FC) and balancers (BLCR 4, BLCR 4F, BLCR 4FC, BLCR 5FC).

The next page shows how to connect cells into connector on the balancer or charger side. How to connect the service connector of your pack is either obvious or stated in the instructions for use of your pack. Producers use different types of connectors and different connections.

Complete the module so that the common minus pole on connector to balancer (charger) corresponds to common minus pole on your pack, „+“ of the first cell on connector to balancer corresponds to „+“ of the first cell on your pack.

Wires (by contacts side) are placed in housing (the balancer / charger side) and soldered on the other side on the pcb (printed circuit board) to the corresponding soldering pad. Use only quality soft solder etc, never use acid. It is recommend isolate pcb after soldering.

Contains of the set




Examples of pieced on connector to servicable of your battery pack

Extension 5 or 6 pin service cable PSCA_05 or PSCA_06 (pins are 1:1) can also be made using this set



Example 1: Kokam /3S pack with Kokam service connector. It is JST 4 pin connector with different orientation than MGM compro.




The use of "common minus" is logical as most devices are fed by the "positive" voltage against ground (minus pole) which is common for several different sources.

Nevertheless the problem may be viewed from the other side - that means to have "common +" (same example as above) it is only a question of view.





Example 2: cell in "3S" pack from other producers and different service connector. It is a 5 pin connector, different type and orientation than MGM compro or Kokam.



Recommended connections:

Orientation of pins of MGM Compro service connectors

It makes no sense to connect the service connector directly on the cell (if you have only one cell), thus make charging cables to which solder wires from service connector. Charging of the cell is much more accurate than without the service connector.



Example of battery pack (3 cells) with power wires, connectors MP JET and service connector SCA_4:

